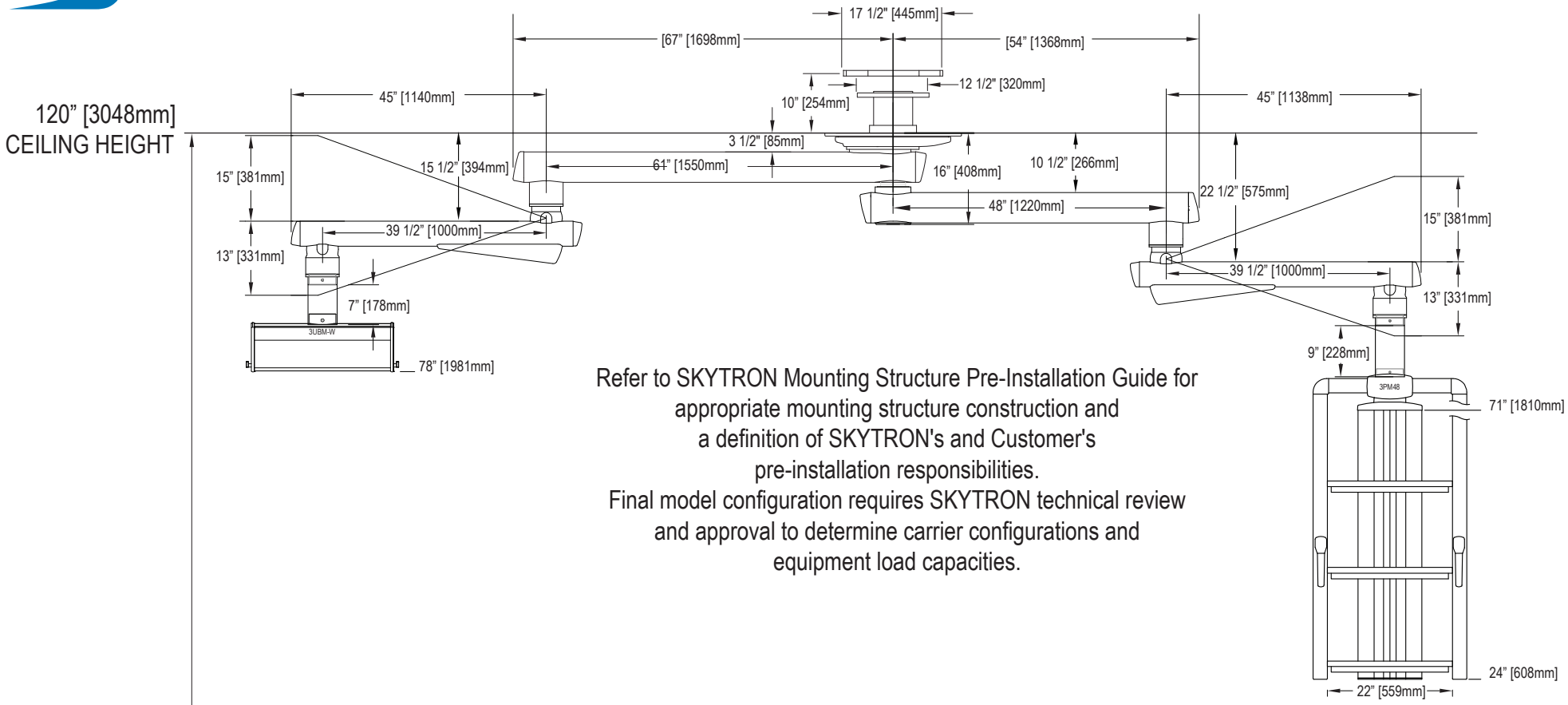

Refer to SKYTRON Mounting Structure Pre-Installation Guide for appropriate mounting structure construction and a definition of SKYTRON's and Customer's pre-installation responsibilities.
Final model configuration requires SKYTRON technical review and approval to determine carrier configurations and equipment load capacities.

FIXTURE WEIGHT: 1355 LBS. MOMENT LOAD: 6846 FT. LBS.

Dimensions are based on lower arm carrier/UB

Ceiling height requirements		
	Maximum	Minimum
Carrier Fixed arm	120" [3048mm] = 71" [1804mm] top of carrier	100" [2540mm] = 70" [1778mm] top of carrier
UB Spring and elevato arm	120" [3048mm] = 78" [2032mm] bottom of UB	120" [3048mm] = 78" [1981mm] bottom of UB
Carrier Spring and elevato arm	120" [3048mm] = 71" [1804mm] top of carrier	102" [2591mm] = 70" [1778mm] top of carrier

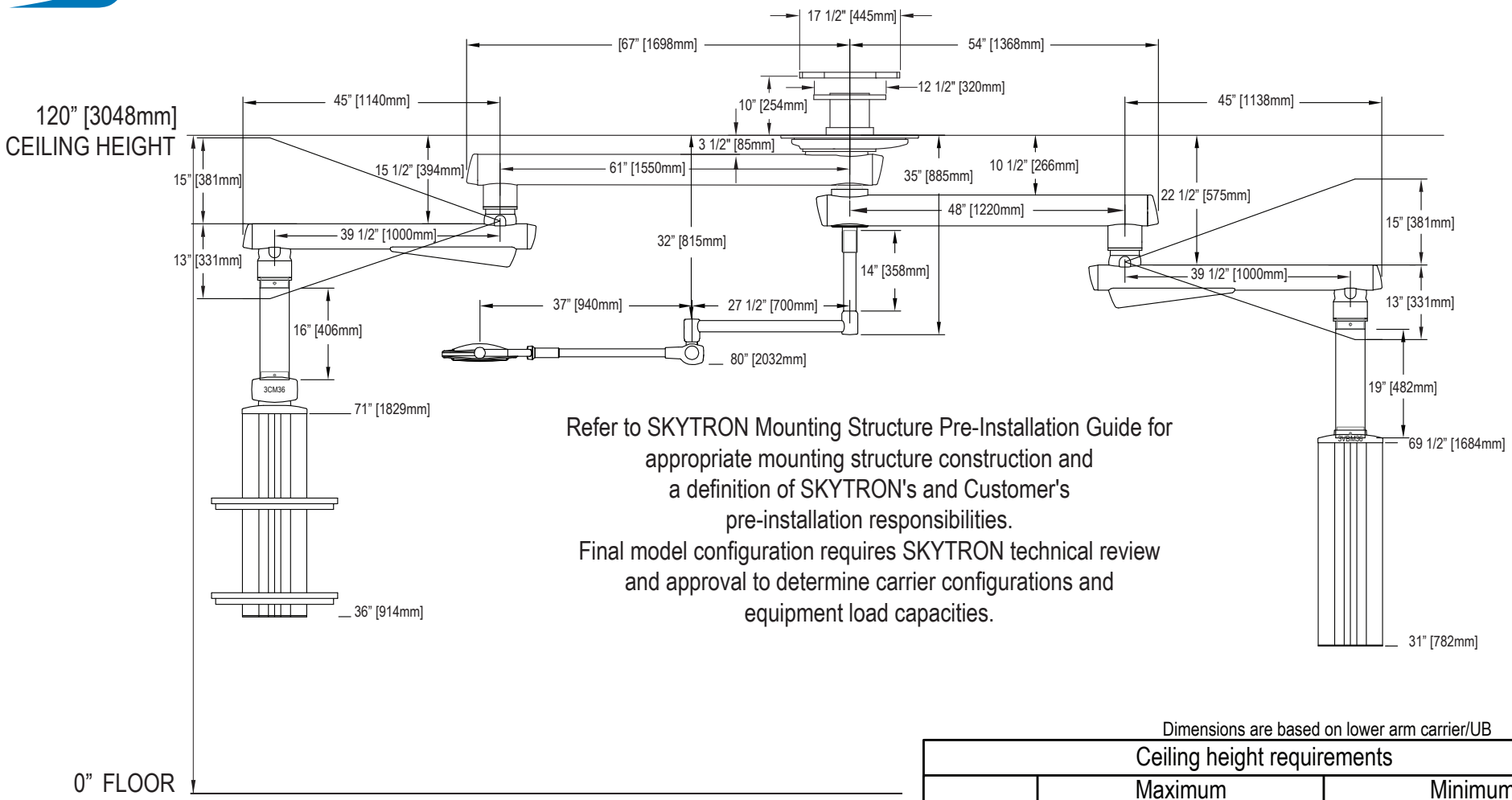

Refer to SKYTRON Mounting Structure Pre-Installation Guide for appropriate mounting structure construction and a definition of SKYTRON's and Customer's pre-installation responsibilities.
Final model configuration requires SKYTRON technical review and approval to determine carrier configurations and equipment load capacities.

FIXTURE WEIGHT: 1391 LBS. MOMENT LOAD: 6934 FT. LBS.

Dimensions are based on lower arm carrier/UB

Ceiling height requirements		
	Maximum	Minimum
Carrier Fixed arm	120" [3048mm] = 71" [1804mm] top of carrier 80" [2032mm] BOM	111" [2819mm] = 74" [1880mm] top of carrier 80" [2032mm] BOM
UB Spring and elevato arm	120" [3048mm] = 78" [2032mm] bottom of UB 80" [2032mm] BOM	111" [2819mm] = 69" [1753mm] bottom of UB 80" [2032mm] BOM
Carrier Spring and elevato arm	120" [3048mm] = 71" [1804mm] top of carrier 80" [2032mm] BOM	111" [2819mm] = 70" [1778mm] top of carrier 80" [2032mm] BOM

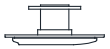

3EC-L

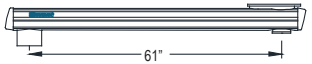

3EC

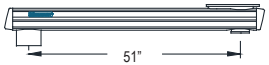

3EC-C

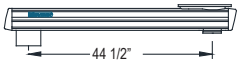

32F-L

32F

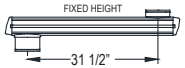

32F-C

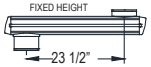

32S-H

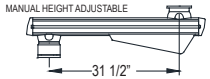

32S

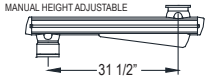

32E-XL

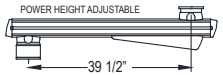

32E

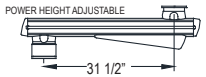

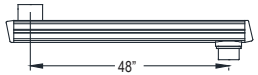

3TM

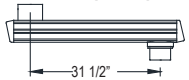

3TM-C

NO LIGHT
REQUIRES CAP
H2-210-59-1-A

Adapter for
AUT1B light
H2-201-54

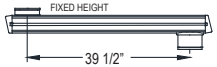

32F-L

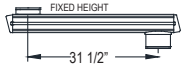

32F

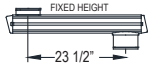

32F-C

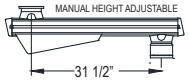

32S-H

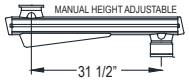

32S

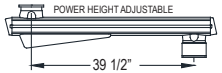

32E-XL

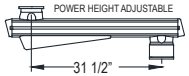

32E